



**Board of Directors Meeting Agenda**  
**Tuesday, May 28, 2024**  
**6:00 – 7:30 p.m.**

Kern Regional Center, 3200 N. Sillect Ave., Bakersfield CA 93308  
Malibu Room

<b>General Business</b>			
1. Call to Order and Introductions		Ana Alonso, Vice-President	6:00 – 6:05 p.m.
2. Approval of Agenda	Action	Ana Alonso, Vice- President	6:05 – 6:07 p.m.
3. Approval of April 23, 2024 Board Minutes (Attachment 1)	Action	Ana Alonso, Vice- President	6:07 – 6:10 p.m.
4. Employment (Attachment 2)	Info.	Jamie Patino, KRC Employment Specialist	6:10 – 6:40 p.m.
5. Performance Contract Discussion, Feedback, and Approval (Attachment 3)	Action	Enrique Roman, KRC Director of Community Services	6:40 – 6:55 p.m.
6. Public Input	Info.	Ana Alonso, Vice-President	6:55 – 7:00 p.m.
<b>Reports</b>			
7. Board President Report	Info.	Ana Alonso, Vice-President	7:00 – 7:05 p.m.
8. Executive Director Report	Info.	Dr. Michi Gates, Executive Director	7:05 – 7:15 p.m.
9. Financial Report a. POS Report for March 2024 (Attachment 4) b. Operations Report for March 2024 (Attachment 5)	Info.	Tom Wolfram, CFO	7:15 – 7:20 p.m.
10. Vendor Advisory Committee Report	Info.	Tamerla Prince, VAC Representative	7:20 – 7:30 p.m.

Please click the link below to join the webinar:

<https://us02web.zoom.us/j/89833310469?pwd=dk5zeERwekdmaXZldVBmbFdHbHpwUT09>

**Webinar ID: 898 3331 0469 Passcode: 106717**

**Dial-In Number: (213) 338-8477**

**Board Members Only Education Session is June 25, 2024, 6:00 – 7:30 PM**  
**No Public Board Meeting in June**

3200 N. Sillect Avenue • Bakersfield, California 93308 (661) 327-8531 • Fax (661) 324-5060 • TDD (661) 327-1251  
[www.Kernrc.org](http://www.Kernrc.org)

# Attachment 1



**Kern Regional Center  
Board of Directors Meeting  
April 23, 2024**

*This meeting was conducted as a hybrid meeting at Kern Regional Center, 3300 N. Sillect Ave., Bakersfield, California in the Malibu Room and using remote teleconferencing technology provided by Zoom.*

**Board of Directors Present:**

Fernando Fermin, Treasurer; Carlos Isidoro, Board Member; Ryan Jones, Board Member; Tracey Mensch, President; Tamerla Prince, Vendor Advisory Representative; Donald Tobias, Board Member; Mark Tolentino, Board Member; Martin Vasquez, Secretary; and Simon Verdugo, Board Member. A quorum was established.

**Board of Directors Absent:**

Ana Alonso, Vice-President; Ruth Watterson, Board Member

**Kern Regional Center Staff Present:**

Lulu Calvillo, Assistant Director, Early Childhood; Tomas Cubias, Assistant Director, Service Access & Equity; Ky Duyen, IT Department; Michi Gates, Executive Director; Kristine Khuu, Assistant Director, Intake; Yesenia Mackie, Assistant Director, Client Services; Cindy Martinez, Service Coordinator; Darlene Pankey, Executive Assistant; Celia Pinal, Director of Client Services; Roy Rocha, Client Representative; Enrique Roman, Director, Community Services; Jose Santana, IT; Eduardo Soriano, IT; Tom Wolfgram, CFO

**Attendees:**

Cindy Cox, Support for Donald Tobias; Ernie Cruz, DDS; Adeyinka Glover, OCRA; Jill Green; John Noriega, Support for Simon Verdugo; Edwin Pineda, DDS; Sandra Van Scotter, SDP Advisory Committee; Mitzi Villalon.

**Interpreters:** Nidya Madrigal-Navia, Spanish; Kayelle Morgan, ASL; Sophia Aguirre, ASL

**CALL TO ORDER:** Tracey Mensch, President, called the meeting to order at 6:04 p.m. and introductions were made.

**AGENDA APPROVAL:** President Mensch asked for a motion to approve the agenda.

Moved by Verdugo and seconded by Prince to:

**Accept the agenda for the meeting of April 23, 2024.**

PASSED: 9

**APPROVAL OF MINUTES:** President Mensch asked for a motion to approve the minutes of the board meeting held on March 26, 2024.

Moved by Prince and seconded by Verdugo to:

**Approve the Kern Regional Center Board of Directors Meeting Minutes for March 26, 2024, as written.**

PASSED: 9



## **DEPARTMENT OF DEVELOPMENTAL SERVICES REGIONAL CENTER PERFORMANCE MEASURES**

Ernie Cruz, Deputy Director, Community Services Division at DDS presented the Regional Center Performance Measures from the Department of Developmental Services. A copy of this presentation is attached to these minutes.

### **PUBLIC INPUT**

Enrique Roman made some public announcements:

- The notice concerning the community meetings to discuss KRC Performance Contract for 2024-25 will be posted on the KRC website tomorrow, April 24, and presented in public hybrid meetings during the month of May. The public presentation in English will take place on May 7, 5:00 – 7:00 p.m. The public presentation in Spanish will take place on May 8, 5:00 – 7:00 p.m.
- The Vendor Fair will take place on Tuesday, April 30, 9:00 a.m. – 12:00 p.m. at the Kern County Museum, Batey Garden, 3801 Chester Ave., in Bakersfield. As recommended by the Board of Directors, this year's Vendor Fair will be open to clients, families and the community as well as vendors and KRC staff.

### **PRESIDENT'S REPORT**

President Mensch shared that she, along with Tomas Cubias, KRC, Celia Pinal, KRC, John Noriega with Kern Adult Services, Shawn White with PathPoint, and Sandra Van Scotter of the SDP Advisory Council attended Grass Roots Day in Sacramento on April 2. They met with several legislators, including Senator Shannon Grove, and Assembly Members Jasmeet Bains, Vince Fong, and Tom Lackey to advocate for our vendors by asking Governor Newsom to not postpone the vendor increase until 2025. John Noriega shared that the letter presented to the legislators was well received and they were able to obtain two more signatures from Senator Grove and Assembly Member Bains, who had not yet signed the letter, adding them to the 60-plus signatures already obtained.

President Mensch shared information about another bill in development -- CA AB2002. This bill would require the California DMV to develop a Blue Envelope Program for people with disabilities. This envelope would contain information regarding a person with disabilities, to be referenced during traffic stops by law enforcement. More information will be shared as this bill develops.

### **EXECUTIVE DIRECTOR REPORT**

Dr. Michi Gates gave a report to the board on the following topics:

- The next step in the California budget is the May revise. This occurs in May after taxes are received and all funds are reviewed so that the State can have a more definite idea of its available revenues.
- Dr. Gates recently participated in a DDS Person Centered Planning Video project; the video will be released in June.
- Dr. Gates was part of a small work group that reviewed the current IPP PCP template being developed by DDS. She is very excited and pleased with the template and gave huge kudos to DDS for listening to stakeholders and incorporating the feedback they received into this new



template. KRC continues its 2-day Person Centered Thinking Training for staff on a regular basis.

- Caseload ratio data gathered from ARCA has been received. The data for Kern Regional Center compared to Statewide data is:
  - Medicaid Waiver: KRC -- 1:73      Statewide – 1:75
  - 0-5 Age Group: KRC – 1:40      Statewide – 1:54
  - All Others: KRC – 1:71      Statewide – 1:74
  - Overall: KRC – 1:59      Statewide – 1:67

Although KRC is meeting averages below the statewide level, we are not meeting the required ratios for Medicaid Waiver of 1:62 and the All Other category of 1:66 due to the Core Staffing Formula not being updated. We are hoping that the Core Staffing Formula will eventually be updated so that these ratios can be met. A Plan of Correction will be submitted to DDS after feedback is obtained from the public.

- The committee for the Master Plan for Developmental Services met. This will be a ten year plan, strategizing sustainable growth, quality supports and services, and better partnership and collaboration with other service agencies. The first meeting was held April 10 and the second meeting will be tomorrow on April 24.

#### **FINANCIAL REPORT**

Tom Wolfram, CFO, provided the Financial Report for Purchase of Services and Operations as of February 29, 2024.

##### **Purchase of Services**

Total spent for month ending February 29, 2024: \$20,406,579  
YTD: \$171,530,630

The report reflects an estimated \$26 Million more has been spent this year than at this time last year. Considering there are approximately \$1.5 Million in unbilled services, Mr. Wolfram anticipates a total expenditure of approximately \$173 Million.

##### **Operations Report**

Total expenses for month ending February 29, 2024: \$3,295,618  
YTD: \$20,806,455

Mr. Wolfram expects the balance in operating expenses of \$476,802 will reduce due to furniture and IT purchases for the new workspaces in Bakersfield and Bishop. A copy of the Purchase of Services Report and the Operations Report for the month ending February 29, 2024, are attached to these minutes.

#### **VENDOR ADVISORY COMMITTEE**

Tamerla Prince reported that no VAC Meeting was held this month; the next meeting will be held on May 28.

- Ms. Prince has been doing some research on the best ways for vendors to purchase insurance on vehicles used by staff. There are two differences in the way unowned vehicles can be insured. One way is through the umbrella policy under general liability, but individuals can be excluded easily for almost any infraction. Once excluded, it is almost impossible to reinsure.

Balance. The second way is to insure through their commercial auto insurance. Tamerla feels it is more simple and safer to insure individuals through the commercial auto insurance, although, if a vendor has insurance through their umbrella policy and it is working well, they might choose to keep it that way. Tamerla will be sharing these insights with the vendor community and collaborate to make the process as effective as possible.

- She is excited about the Vendor Fair next week. It was very hot last year, so she is hoping for better weather and a great time for everyone involved. There are 40 vendors signed up so far.

With nothing else to discuss, President Mensch adjourned the meeting at 7:27 p.m.

The next Board of Directors meeting will be held on May 28, 2024, at 6:00 p.m.



Respectfully submitted,

Darlene Pankey  
Executive Assistant

DRAFT

# Attachment 2





## Kern Regional Center Coordinated Career Pathways



# Coordinated Career Pathways (CCP)

**Goal of Coordinated Career Pathways: to achieve or advance in Competitive Integrated Employment (CIE).**


Coordinated Career Pathways (CCP) is a new (pilot) service designed for individuals,

- ▶ exiting work activity programs,
- ▶ subminimum wage settings, or
- ▶ within two years of exiting secondary education

Note: Clients in enrolled in the Self-Determination program can access CCP, however, CCP services will be paid for outside clients' budget (via the traditional service system).

## Coordinated Career Pathways

- ▶ CCP is an 18-month Service, however, services can be extended to 24 months based on individual needs.
- ▶ CCP can be used alongside other employment, community integration, or other regional center services.






# Coordinated Career Pathways

Clients using this service will first develop a Person-Centered Career Plan.

The plan will include,

- ▶ career goal or interests,
- ▶ strengths,
- ▶ challenges and barriers,
- ▶ regional center and generic services and supports,
- ▶ short term milestones,
- ▶ action steps, and
- ▶ timelines



# Coordinated Career Pathways

## Roles/Services in CCP:

- ▶ **Career Pathway Navigator (CPN):** The CPN helps navigate the individual and their family through career planning and identifying what is needed to achieve identified career goals.
- ▶ **Customized Employment Specialist (CES):** The CES assists the individual in securing a job that is customized to their unique talents, skills, and interests that matches the needs of an employer.

# Coordinated Career Pathways

Some activities the Career Pathway Navigator, may provide,

- ▶ Facilitate the development of the Person-Centered Career Plan (PCCP)
- ▶ Attend IPP and IEP meetings to assist with development of employment related goals
- ▶ Provide guidance, resources and information on career pathway options including community integration, vocational training, postsecondary education, etc.
- ▶ Assisting clients and their families in acquiring and navigating employment-related regional center and generic services and supports
- ▶ Monitoring of progress - monthly review/assessment of progress with the client and/or to address unmet needs. Modifies PCCP as needed.



# Coordinated Career Pathways

Some activities the Customized Employment Specialist may provide,


- ▶ Discovery - involves the gathering of information from the client and their circle of support to identify the individual's interests, skills, preferences, and ideal work conditions.
- ▶ Job search Planning - Developing a plan for seeking and negotiating a customized position. Implementing the plan.
- ▶ Placement support - Providing accommodations and support, including orientation to the job and training for success. Collaboration with the employer to engage supervisors and co-workers in the provision of job supports, as with all employees, including new hire orientation.
- ▶ Post-employment Support and Transition Planning - Assists with transition planning post customized employment placement with Career Pathway Navigator and regional center service coordinator to address long term support needs and career development.

# Coordinated Career Pathways

Per Department of Developmental Services' Directive, the goal is to have CCP services available to eligible individuals beginning June 2024.

Kern Regional Center (KRC) is working diligently to work towards meeting this deadline. Next steps for KRC,


- ▶ On June 5, 2024, KRC will meet with prospective providers as a follow up to DDS' presentation (May 14, 2024) and explain vendor requirement.
- ▶ Training to Service Coordination staff
- ▶ Community meetings for clients and families



Thank you all

---

Questions?





# Attachment 3



NANCY BARGMANN  
DIRECTOR

State of California—Health and Human Services Agency  
**Department of Developmental Services**  
1215 O Street, Sacramento, CA 95814  
[www.dds.ca.gov](http://www.dds.ca.gov)



GAVIN NEWSOM  
GOVERNOR

March 25, 2024

TO: REGIONAL CENTER EXECUTIVE DIRECTORS AND  
BOARD PRESIDENTS

SUBJECT: PERFORMANCE CONTRACT GUIDELINES AND REGIONAL CENTER  
PERFORMANCE MEASURES

[Welfare & Institutions \(W&I\) Code section 4629\(c\)](#) requires the contracts with regional centers to include annual performance objectives. Performance objectives must be developed through a public process as described in the Department of Developmental Services' (Department) guidelines. This document contains the guidelines and timelines for the fiscal year (FY) 2024 - 2025 annual performance contract.

Regional centers must adhere to relevant statute and the Department's guidelines when developing their FY 2024-2025 performance contract.

**Community Involvement:** Regional centers shall develop annual performance objectives through meaningful participation with their local communities. The regional center shall conduct at least one public meeting, with ten (10) calendar days advance notice, where participants can provide input on the performance objectives and must use focus groups or surveys to collect information from the community.

Each regional center must provide a Statement of Assurances signed by the Executive Director, to confirm adherence to the public process requirements when submitting their 12-month, FY 2024-2025 Performance Contract to the Department for review and approval. See Enclosure A, Statement of Assurances, for additional required components of the public process. Regional centers should also engage their local communities in the consideration and development of any optional locally developed public policy measures. If the regional center decides to include a locally developed public policy measure, a description of the baseline information or how it will be obtained must be included, as well as a description of how progress will be evaluated to ensure a positive impact on individuals and/or their families.

**Minimum Information Required:** The following information must be submitted for review before the Department's approval of the regional center's performance contract:

- Activities developed with input from the local community that address each of the required public policy measures identified in Enclosure B, Pages 1-5.

- Compliance measures as indicated in the Department's guidelines identified in Enclosure B, Page 6. The inclusion of activities is optional.
- Statement of Assurances, Enclosure A, signed by the Executive Director.

**Disparity Measures:** Regional centers' annual performance objectives must measure progress in reducing disparities and improving equity in purchase of service (POS) expenditures consistent with [W&I Code section 4519.5](#). To address these efforts, the Department required regional centers to previously choose two measures from the list provided in Enclosure B, Page 4. These measures rely on POS data for the measurement methodology. For continuity in measuring progress, regional centers' FY 2024-2025 performance contracts must continue using the two previously selected disparity measures. Regional centers may also choose one or more of the disparity measures that rely on data from National Core Indicators for the measurement methodologies in Enclosure B, Page 5.

**Employment Measures:** [W&I Code section 4629\(c\)\(1\)\(A\)\(v\)](#) requires regional centers to include annual performance objectives that measure progress and report outcomes in implementing the Employment First Policy. These performance objectives may include, but are not limited to, measures addressing both of the following:

- Establishment and continued collaboration on local partnership agreements between regional centers, local educational agencies, and the Department of Rehabilitation districts.
- The provision of information to individuals regarding the Employment First Policy, opportunities for employment, and available services and supports to achieve integrated competitive employment.

Measures related to employment are included in Enclosure B, Pages 2 and 3. Regional center performance contracts must include all nine measures, as well as activities developed with input from the local community.

**18-month 2023-24 Performance Contract Year-End Reports:** Regional centers are responsible for providing any locally developed public policy measures and associated data, by which progress can be evaluated. Please specify the source of your performance data.

The Department will provide performance contract year-end reports to each regional center, displaying baseline and year-end data, for public policy measures and the regional center's status on compliance measures. Draft performance contract year-end reports will be provided to regional centers for input prior to finalizing.



Regional centers must review draft data and insert applicable regional center information on the draft performance contract year-end reports, then return the reports to the Department for final review and approval. Regional centers should not alter the Department-issued, year-end reports beyond inserting information where indicated.

**Requirement for Public Meetings:** Per [W&I Code section 4629\(f\)](#), each regional center's governing board must hold one or more public meetings regarding its prior year's contract performance objectives and outcomes.

Regional centers must inform the Department that a meeting has been scheduled at least 30 days prior to the meeting. Notice of the meetings must also be posted on the regional center's internet website at least 30 days prior to the meeting, and must be sent to regional center individuals and families and community members, at least 30 days prior to the meeting. Each regional center's governing board must report to the Department regarding the outcomes of each public meeting within 90 days of the meeting.

**Timeline:**

June 15, 2024	Regional centers submit their FY 2024-2025 Performance Contract to the Department.
July 31, 2024	Regional centers submit their locally-developed public policy measures listed in the 18-month 2023-24 Year-End report to the Department, if applicable.
August 31, 2024	Department provides draft 18-month 2023-24 Year-End reports to regional centers.
Fall 2024	Department and regional centers post final 18-month 2023-24 Year-End reports on their websites.
After November 1, 2024	Regional center governing board shall hold one or more public meetings regarding its prior year's (e.g., 18-month 2023-24) contract performance objectives and outcomes.

**Please email all performance contract correspondence to:**

[oco@dds.ca.gov](mailto:oco@dds.ca.gov)



**Revisions:** Revisions to an approved performance contract must be submitted to the Department in writing.

**Data Generation:** Semiannually, the Department provides Client Master File (CMF), and Client Development Evaluation Report (CDER) for relevant public policy and compliance measures. Mid-year (January) data will be provided by February 15, and year-end (June) data will be provided by July 15. Draft data will be provided one month prior to the dates above to facilitate regional center input prior to finalizing.

Data regarding the Paid Internship Program (PIP) and Competitive Integrated Employment (CIE) incentive payments will be collected during an annual survey of regional centers in October. PIP and CIE incentive payments data, and all other non-locally developed data will be provided annually with the issuance of the draft year-end report by the end of August.

**Dispute Resolution:** Within ten (10) calendar days of receipt of the mid-year and/or year-end draft data, the regional center shall notify the Department of any data issues or disagreements with the data provided by the Department. The Department will review the information submitted by the regional center and inform the regional center of the outcome of the review within 30 days. If the regional center disagrees with the Department's determination, the regional center may take action as referenced in [W&I Code section 4632](#).

**Evaluation Criteria for Regional Center Performance:** The Department will review each regional center's baseline and year-end performance data for the statewide public policy and compliance measures. There are two categories for assessing regional center performance: statewide indicators applicable to all regional centers, and local indicators developed by a regional center that are unique to that regional center.

A regional center is considered to have successfully achieved a performance objective upon demonstrating the following:

- Statewide Indicator: When any one of the following three criteria is met for the respective objective:
  1. The performance objective has improved over the prior year's baseline;
  2. The performance objective exceeds the statewide average; or,
  3. The performance objective equals a standard that has been defined by the Department.
- Local Indicator: When the locally developed public policy objective has improved over the prior year's baseline.

Regional Center Executive Directors and Board Presidents  
March 25, 2024  
Page 5

If you have questions regarding performance contracts and/or the performance contract process, please contact Danielle Hurley, Office of Community Operations, at (916) 654-3228, or by email, at [danielle.hurley@dds.ca.gov](mailto:danielle.hurley@dds.ca.gov).

Sincerely,

A handwritten signature in black ink, appearing to read "Ernie Cruz", with a long horizontal flourish extending to the right.

ERNIE CRUZ  
Deputy Director  
Community Services Division

Enclosures

cc: Regional Center Administrators  
Regional Center Directors of Client Services  
Regional Center Community Services Directors  
Amy Westling, Association of Regional Center Agencies  
Aaron Carruthers, State Council of Developmental Disabilities  
Brian Winfield, Department of Developmental Services  
Jim Knight, Department of Developmental Disabilities  
Tiffani Andrade, Department of Developmental Disabilities  
Danielle Hurley, Department of Developmental Disabilities

Intentionally left blank

# Performance Plan 2024/2025

“Our plan of striving to Achieve, Equality, Independence and Empowerment.” July 1, 2024, through June 30, 2025

## List of Measures: Public Policy Performance Measures (Required, Related to Employment, Related to Reducing Disparities and Improving Equity in Purchase of Services Expenditures)

Measures	Statewide Average as of July 2022	KRC Baseline as of July 2022	Statewide Average as of January 2024	KRC Baseline as of January 2024	Activities Regional Center will Employ to Achieve Outcome
<p><b>1. Number and percent of minors residing with families (own family, foster family, guardian) (<i>higher is better</i>)</b></p>	<p><b>99.67%</b> 225,170</p>	<p><b>99.74%</b> 7,583</p>	<p><b>99.67%</b> 225,410</p>	<p><b>99.71%</b> 7,584</p>	<ul style="list-style-type: none"> <li>• Continue to develop programs to serve children.</li> <li>• Provide information and referral to parents about Family Resource Center(s).</li> <li>• Provide enhanced training to service coordination staff on available service delivery options (Self-Determination, Participant Directed services, etc.) to allow clients/families more flexibility in creating support plans that would better fit their individual family circumstance.</li> <li>• Promote Social Recreational activities.</li> </ul>





PERFORMANCE CONTRACT PLAN

Measures	Statewide Average as of July 2022	KRC Baseline as of July 2022	Statewide Average as of January 2024	KRC Baseline as of January 2024	Activities Regional Center will Employ to Achieve Outcome
<p><b>2. Number and percent of adults residing in independent living (higher is better)</b></p>	<p><b>9.11%</b> 17,886</p>	<p><b>7.69%</b> 432</p>	<p><b>9.09%</b> 17,896</p>	<p><b>7.53%</b> 424</p>	<ul style="list-style-type: none"> <li>• Service Coordinators will discuss and provide Independent Living Services (ILS) options with consumers and families using a person-centered process.</li> <li>• Provide enhanced training to service coordination staff on available service delivery options (Self-Determination, Participant Directed Services, etc.) to allow clients more flexibility in creating support plans that would better fit their individual.</li> <li>• Support individual's choice for living options.</li> <li>• Promote Social Recreational activities.</li> </ul>



PERFORMANCE CONTRACT PLAN

<p><b>3. Number and percent of adults residing in supported living (higher is better)</b></p>	<p><b>4.80%</b> 9,420</p>	<p><b>7.92%</b> 445</p>	<p><b>4.78%</b> 9,403</p>	<p><b>7.93%</b> 447</p>	<ul style="list-style-type: none"> <li>• Continue to provide information on Supported Living Service (SLS) options to consumers and families using a person-centered process.</li> <li>• Provide enhanced training to service coordination staff on available service delivery options (Self-Determination, Participant Directed Services, etc.) to allow clients more flexibility in creating support plans that would better fit their individual.</li> <li>• Support individual's choice for living options.</li> <li>• Promote Social Recreational Opportunities</li> </ul>
<p><b>4. Number and percent of adults residing in Adult Family Home Agency (AFHA) homes (higher is better)</b></p>	<p><b>0.74%</b> 1,452</p>	<p><b>3.35%</b> 188</p>	<p><b>0.74%</b> 1,452</p>	<p><b>3.34%</b> 188</p>	<ul style="list-style-type: none"> <li>• Continue to work with FHA providers to comply with statutory monitoring requirements.</li> <li>• Increase AFHA availability.</li> <li>• Support individual's choice for living options.</li> <li>• Promote Social Recreational Opportunities</li> </ul>



PERFORMANCE CONTRACT PLAN

<p><b>5. Number and percent of adults residing in family homes (home of parent or guardian) (higher is better)</b></p>	<p><b>68.94%</b> 135,387</p>	<p><b>68.72%</b> 3,862</p>	<p><b>69.02%</b> 135,873</p>	<p><b>69.10%</b> 3,893</p>	<ul style="list-style-type: none"> <li>• Continue to provide services and support to maintain consumers in the family home.</li> <li>• Provide service coordination staff with ongoing training on available service delivery options (Self-Determination, Participant Directed services, etc.) to allow clients/families more flexibility in creating support plans that would better fit their individual family circumstance.</li> <li>• Promote Social Recreational opportunities.</li> <li>• Educate and inform Service Coordinators on Coordinated Family Supports (CFS)</li> </ul>
<p><b>6. Number and percent of adults residing in home settings (independent or supported living, Adult Family Home Agency, and Family homes) (higher is better)</b></p>	<p><b>83.58%</b> 164,145</p>	<p><b>87.67%</b> 4,927</p>	<p><b>83.63%</b> 164,624</p>	<p><b>87.89%</b> 4,952</p>	<ul style="list-style-type: none"> <li>• Continue to provide services and support to maintain consumers in the family home.</li> <li>• Provide service coordination staff with ongoing training on available service delivery options (Self-Determination, Participant Directed services, etc.) to allow clients/families more flexibility in creating support plans that would better fit their individual family circumstance.</li> <li>• Promote Social Recreational opportunities.</li> <li>• Educate and inform Service Coordinators on Coordinated Family Supports (CFS)</li> </ul>





PERFORMANCE CONTRACT PLAN

<p><b>7. Number and percent of minors living in facilities serving greater than 7 (ICF, SNF, CCF) (lower is better)</b></p>	<p><b>0.03%</b> 59</p>	<p><b>0.00%</b> 0</p>	<p><b>0.03%</b> 60</p>	<p><b>0.00%</b> 0</p>	<ul style="list-style-type: none"> <li>• Continue to identify and track children at risk of institutional placement.</li> <li>• Train staff on Assembly Bill 2083 (AB2093) - Children and Youth System of Care.</li> <li>• Develop resources for youth transitioning from facilities to community living.</li> </ul>
<p><b>8. Number and percent of adults living in facilities serving greater than 7 - (ICF, SNF, CCF) (lower is better)</b></p>	<p><b>1.53%</b> 3,012</p>	<p><b>0.93%</b> 52</p>	<p><b>1.52%</b> 3,000</p>	<p><b>0.87%</b> 49</p>	<ul style="list-style-type: none"> <li>• Continue to identify and track adults in large facilities.</li> <li>• With the assistance of clinical staff, case management will review the appropriateness of current placement and assess placement options based on medical needs.</li> <li>• Develop Resources for adults transitioning from facilities to community living.</li> </ul>





**Public Policy Performance Measures (Related to Employment)**

Measures	Statewide Average	KRC	Statewide Average	KRC Baseline	Activities Regional Center will Employ to Achieve Outcome
<p><b>1. Number and percentage of consumers, ages 16-64 with earned income.</b> (higher is better)</p>	<p><b>2020</b> 15.22% \$8,949</p>	<p><b>2020</b> 12.62% \$9,660</p>	<p><b>2021</b> 13.88% \$11,888</p>	<p><b>2021</b> 11.66% \$12,814</p>	<ul style="list-style-type: none"> <li>Identify consumers ages 16-64 with earned income.</li> <li>Maintain local partnership agreement between KRC, local educational agencies, and the Department of Rehabilitation</li> <li>Provide ongoing training to case management staff and service providers on KRC's Employment First Policy and other client employment initiatives.</li> <li>Educate and inform Service Coordinators on Coordinated Career Pathways (CCP)</li> </ul>
<p><b>2. Average annual wages for consumers ages 16-64</b> (higher is better)</p>	<p><b>2020</b> \$8,949</p>	<p><b>2020</b> \$9,660</p>	<p><b>2021</b> \$11,888</p>	<p><b>2021</b> \$12,814</p>	<ul style="list-style-type: none"> <li>Track progress</li> <li>Continue to educate supportive employment providers on KRC's employment first policy and Competitive Integrated Employment policies.</li> <li>Provide ongoing training to case management staff and service providers on KRC's Employment First Policy and other client employment initiatives.</li> </ul>



PERFORMANCE CONTRACT PLAN

					<ul style="list-style-type: none"> <li>Educate and inform Service Coordinators on Coordinated Career Pathways (CCP).</li> </ul>
<p><b>3. Annual earnings of consumers ages 16-64 compared to people with all disabilities in CA (higher is better)</b></p>	<p><b>2020</b> \$26,794</p>	<p>TBD</p>	<p><b>2021</b> \$30,783</p>	<p>TBD</p>	<ul style="list-style-type: none"> <li>Track progress</li> <li>Identify consumers ages 16-64 with earned income.</li> <li>Maintain local partnership agreement between KRC, local educational agencies, and the Department of Rehabilitation</li> <li>Provide ongoing training to case management staff and service providers on KRC's Employment First Policy and other client employment initiatives.</li> <li>Educate and inform Service Coordinators on Coordinated Career Pathways (CCP)</li> </ul>



PERFORMANCE CONTRACT PLAN

<p><b>4. Number of adults who were placed in competitive, integrated employment following participation in a Paid Internship Program. (higher is better)</b></p>	<p>2020-21 6</p>	<p>2020-21 6</p>	<p>2021-22 1,527</p>	<p>2021-22 56</p>	<ul style="list-style-type: none"> <li>• Provide training and information to staff, community, and local providers regarding the Paid Internship Program (PIP).</li> <li>• Identify and track consumers participating in PIP.</li> <li>• Partner with local business, Dept. Of Rehab, and school to increase number of PIP participants.</li> <li>• Provide ongoing training to case management staff and service providers on KRC's Employment First Policy and other client employment initiatives.</li> <li>• Educate and inform Service Coordinators on Coordinated Career Pathways (CCP).</li> <li>• Track progress</li> </ul>
--	----------------------	----------------------	--------------------------	-----------------------	---





PERFORMANCE CONTRACT PLAN

<p><b>5. Percentage of adults who are placed in competitive, integrated employment following Participation in a Paid Internship Program</b> <i>(higher is better)</i></p>	<p><b>2020-21</b> 14%</p>	<p><b>2020-21</b> 14%</p>	<p><b>2021-22</b> 12%</p>	<p><b>2021-22</b> 16%</p>	<ul style="list-style-type: none"> <li>• Track progress</li> <li>• Maintain local partnership agreement between KRC, local educational agencies, and the Department of Rehabilitation.</li> <li>• Provide ongoing training to case management staff and service providers on KRC's Employment First Policy and other client employment initiatives.</li> <li>• Educate and inform Service Coordinators on Coordinated Career Pathways (CCP)</li> </ul>
<p><b>6. Average hourly or salaried wages and hours worked per week for adults who participated in a Paid Internship Program during the prior fiscal year. (higher is better)</b></p>	<p><b>2020-21</b> \$14.25/hr 17 hrs/wk</p>	<p><b>2020-21</b> \$13.87/hr 15 hrs/wk</p>	<p><b>2021-22</b> \$15.08/hr 15 hrs/wk</p>	<p><b>2021-22</b> \$14.83/hr 15.45 hrs/wk</p>	<ul style="list-style-type: none"> <li>• Track progress</li> <li>• Data obtained from DDS annual Report.</li> <li>• Provide ongoing training to case management staff and service providers on KRC's Employment First Policy and other client employment initiatives.</li> <li>• Educate and inform Service Coordinators on Coordinated Career Pathways CCP</li> </ul>





PERFORMANCE CONTRACT PLAN

<p><b>7. Average wages and hours worked for adults engaged in competitive, integrated employment, on behalf of whom incentive payments have been made. (higher is better)</b></p>	<p><b>2020-21</b> \$14.81/hr 23 hrs/wk</p>	<p><b>2020-21</b> \$14.97/hr 30 hrs/wk</p>	<p><b>2021-22</b> \$15.63/hr 22 hrs/wk</p>	<p><b>2021-22</b> \$15.04/hr 29 hrs/wk</p>	<ul style="list-style-type: none"> <li>• Track progress</li> <li>• Data obtained from DDS annual Report.</li> <li>• Provide ongoing training to case management staff and service providers on KRC's Employment First Policy and other client employment initiatives.</li> <li>• Educate and inform Service Coordinators on Coordinated Career Pathways (CCP)</li> </ul>
<p><b>8. Total number of \$1000, \$1250, and \$1500 incentive payments made for the fiscal year (higher is better) Note: Effective 07/01/21 incentive payments have changed to \$2,000, \$2,500, and \$3,000</b></p>	<p><b>2020-21</b> \$1000 (33) \$1250 (19) \$1500 (17)</p>	<p><b>2020-21</b> \$1000 (8) \$1250 (2) \$1500 (3)</p>	<p><b>2021-22</b> \$1000 (53) \$1250 (42) \$1500 (25)</p>	<p><b>2021-22</b> \$1000 (11) \$1250 (8) \$1500 (5)</p>	<ul style="list-style-type: none"> <li>• Track progress</li> <li>• Data obtained from DDS annual Report.</li> <li>• Provide ongoing training to case management staff and service providers on KRC's Employment First Policy and other client employment initiatives.</li> <li>• Educate and inform Service Coordinators on Coordinated Career Pathways (CCP)</li> </ul>



PERFORMANCE CONTRACT PLAN

<p><b>9. Percentage of adults who reported having integrated employment as a goal in their IPP (higher is better)</b></p>	<p><b>2017-18</b> State Avg 29%</p>	<p><b>2017-18</b> KRC Avg 31%</p>	<p><b>2020-21</b> State Avg 35%</p>	<p>TBD</p>	<ul style="list-style-type: none"> <li>• KRC to develop a plan on how to track these objectives.</li> <li>• Provide service coordination staff with enhanced training on proper IPP development.</li> <li>• Obtain National Core Indicator (NCI) Survey</li> <li>• NCI measure “community employment” versus “integrated employment.</li> <li>• Educate and inform Service Coordinators on Coordinated Career Pathways (CCP)</li> </ul>
---	---	---	---	------------	---



PERFORMANCE CONTRACT PLAN

*Public Policy Performance Measures (Related to Reducing Disparities and Improving Equity in Purchase of Services Expenditures)*

Measures	KRC FY 2020-21 % Utilized ALL AGES	KRC FY 2021-21 Age & Utilized	KRC FY 2022-23 % Utilized ALL AGES	KRC FY 2022-23 Age & Utilized	Activities Regional Center will Employ to Achieve Outcome





PERFORMANCE CONTRACT PLAN

<p>Percent of Total annual purchase of service expenditures by individual's ethnicity and age:                  *Birth to age two, inclusive.                  *Age three to 21, inclusive.                  *Twenty-two and older.</p>	<p>Asian 59.4%</p> <p>-</p> <p>Black/AA 63.9%</p> <p>-</p> <p>Native Hawaiian or Other Pacific Islander 71%</p> <p>-</p> <p>Hispanic 60.9%</p> <p>-</p> <p>Native American 38.2%</p> <p>-</p> <p>White 63.9%</p>	<p>0-2 56.3%</p> <p>-</p> <p>3-21 57.5%</p> <p>-</p> <p>22 - ^ 63.4%</p>	<p>Asian 64.5%</p> <p>-</p> <p>Black/AA 63.2%</p> <p>-</p> <p>Native Hawaiian or Other Pacific Islander 76.2%</p> <p>-</p> <p>Hispanic 60.7%</p> <p>-</p> <p>Native American 71.5%</p> <p>-</p> <p>White 63.6%</p>	<p>0-2 58.4%</p> <p>-</p> <p>3-21 55.5%</p> <p>-</p> <p>22 - ^ 65.1%</p>	<ul style="list-style-type: none"> <li>• KRC will utilize the DDS Disparity Grant(s) to implement a plan to address disparity for KRC consumers.</li> <li>• Conduct outreach and training through educational presentations about regional center services in venues serving families with young children in KRC's catchment area, utilizing Early Start networks.</li> <li>• Enhanced training for staff to assess thoroughly the needs of the consumer and families, and to follow through with the referral process essential to access the correct service.</li> <li>• Service Coordinators will monitor closely to review the utilization of services on a quarterly basis and identify barriers in accessing services.</li> <li>• KRC to observe vendor data trends for encumbrance vs. utilization and establish a threshold for appropriate encumbrance vs. utilization. If utilization falls under standard, review the current practices that are in place and make adjustment as needed.</li> <li>• Service Coordinators to work closely with clients, families, and vendors when services are not utilized.</li> <li>• KRC to provide training to service coordination staff on different modalities of service delivery (Self-Determination, Participant Directed services, etc.) utilizing specialized staff (enhanced service coordinators, participant choice specialists, Deaf and Hard of Hearing specialist, etc.).</li> <li>• Build stronger collaborations with Family Resource Centers</li> </ul>
---	--	--	--	--	---





PERFORMANCE CONTRACT PLAN

<p>Number and percent of individuals receiving only case management services by age and ethnicity:                  *Birth to age two, inclusive.                  *Age three to 21, inclusive.                  *Twenty-two and older.</p>	<p>Asian 31.8%</p> <p>Black/AA 24.9%</p> <p>Native Hawaiian or Other Pacific Islander 0.0%</p> <p>Hispanic 32.5%</p> <p>Native American 23.8%</p> <p>Other 30.4%</p> <p>White 25.5%</p>	<p>0-2 9%</p> <p>3-21 45.6%</p> <p>22 - ^ 18.7%</p>	<p>Asian 24.3%</p> <p>Black/AA 21.6%</p> <p>Native Hawaiian or Other Pacific Islander 0.0%</p> <p>Hispanic 26.3%</p> <p>Native American 0.0%</p> <p>Other 27.0%</p> <p>White 24.4%</p>	<p>0-2 4.3%</p> <p>3-21 37.0%</p> <p>22 - ^ 20.6%</p>	<ul style="list-style-type: none"> <li>Through the Individual Program Plan (IPP) process KRC will assure that case management continues to be sufficient to meet the needs of the clients.</li> <li>Through the Individual Program Plan (IPP) process KRC will include all services not funded by POS dollars.</li> <li>Hire additional Service Coordinators to reduce caseload ratio with approved allocation.</li> <li>Enhanced training for staff to assess thoroughly the needs of the consumer and families, and to follow through with the referral process essential to access the correct service.</li> <li>KRC to provide training to service coordination staff on different modalities of service delivery (Self-Determination, Participant Directed services, etc.) utilizing specialized staff (enhanced service coordinators, participant choice specialists, Deaf and Hard of Hearing specialist, etc.).</li> <li>Complete quarterly monitoring of Purchase of Services (POS) Expenditures.</li> </ul>
---	---	---	--	---	---



PERFORMANCE CONTRACT PLAN

Measures	Yes/No	Activities Regional Center will Employ to Achieve Outcome
1. Unqualified independent audit with no material finding(s)	Yes in prior reporting period.	<ul style="list-style-type: none"> <li>Establish, apply, and maintain good business practices and generally accepted accounting principles.</li> </ul>
2. Substantial compliance with Department of Developmental Services fiscal Audit	Yes in prior reporting period.	<ul style="list-style-type: none"> <li>Establish, apply, and maintain good business practices and generally accepted accounting principles.</li> </ul>
3. Operates within OPS budget	Yes in prior reporting period.	<ul style="list-style-type: none"> <li>Develop plan to operate within the operational funds' allocation.</li> </ul>
4. Certified to participate in Waiver	Yes in prior reporting period.	<ul style="list-style-type: none"> <li>Maintain compliance with Medicaid Waiver Requirement.</li> </ul>
5. Compliance with Vendor Audit Requirements per contract, Article III, Section 10.	Yes in prior reporting period.	<ul style="list-style-type: none"> <li>Maintain compliance with contract.</li> </ul>



PERFORMANCE CONTRACT PLAN

Measures	Statewide Average July 2022	KRC Baseline as of July 2022	Statewide Average July 2023	KRC Baseline as of July 2023	Activities Regional Center will Employ to Achieve Outcome
<b>6. CDER/ESR Currency</b>	98.21%	97.81%	98.08%	96.87%	<ul style="list-style-type: none"> <li>Continue to monitor completion of CDER/ESR.</li> </ul>
<b>Measures</b>	<b>Statewide Target</b>	<b>FFY 2020-21 Report</b>	<b>FFY 2021-22 Report</b>	<b>FFY 2022-23 Report</b>	<b>Activities Regional Center will Employ to Achieve Outcome</b>
<b>7. Intake/Assessment and IFSP timeliness (0-2)</b>	100%	94.30%	93.80%	93.90%	<ul style="list-style-type: none"> <li>Implement to ensure timely completion of intake/assessment and IFSP. Maintain compliance with T17 requirements [R3].</li> </ul>





PERFORMANCE CONTRACT PLAN

Measures	Statewide Average July 2021	KRC Baseline as of July 2021	Statewide Average July 2022	KRC Baseline as of July 2022	Activities Regional Center will Employ to Achieve Outcome
8. Intake/assessment timelines for consumers ages 3 and above.	95.05%	87.09%	100%	92.26%	<ul style="list-style-type: none"> <li>Implement plan to ensure timely completion of intake/assessment in accordance review of W&amp;I section 4642 &amp; 4643</li> <li>Complete a comprehensive review of the Intake Process to move towards meeting statutory requirements.</li> <li>Recruit and develop sufficient clinical resources (psychologists) to provide thorough assessment for individuals applying for Lanterman services</li> </ul>





PERFORMANCE CONTRACT PLAN

Measures	Federal Revenue Audit Report 2019	Federal Revenue Audit Report 2021	Federal Revenue Audit Report 2022	Activities Regional Center will Employ to Achieve Outcome
<p><b>9. IPP Development (WIC Requirements (2.6a))</b></p>	<p>97%</p>	<p>97%</p>	<p>TBD</p>	<ul style="list-style-type: none"> <li>• Comply with all requirements of WIC 4646.5(c)(3) for timely completion of individual program plans for consumers receiving services under the Laterman Act.</li> <li>• Hire additional Service Coordinators to reduce caseload ratio per state allocated funds</li> <li>• Enhance training on IPP timelines, including familiarity with WIC codes for seasoned or senior Service Coordinators</li> <li>• New Service Coordinators will be trained in all aspects of a Person-Centered Planning IPP process, including timelines.</li> <li>• Trainings for community members and families on the IPP process</li> <li>• Tracking satisfaction and sending surveys to families</li> <li>• Tracking IPP satisfaction through randomized surveying of families.</li> </ul>



PERFORMANCE CONTRACT PLAN

Measures	State Target	FFY 2020-21 Report	FFY 2022-23 Report	Activities Regional Center will Employ to Achieve Outcome
<p><b>10. An initial IFSP Development Part C 45-day timeline (Title 17 Requirements)</b></p>	<p>100%</p>	<p>100%</p>	<p>92%</p>	<ul style="list-style-type: none"> <li>• Comply with all requirements of Title 17 for timely completion of Individualized Family Service Plan (IFSP)</li> <li>• Coordinator will be trained on all aspect of the IFSP process, including timelines\</li> <li>• A thorough documentation will be completed whenever there are issues with delays in completing assessment to account when there are exceptional family circumstances which impacts the 45-day timeline</li> <li>• Ensure to have adequate resources to complete the assessment in a timely matter</li> </ul>



STATEMENT OF ASSURANCES

This is to assure that **Kern Regional Center** Calendar Year 2024-25 Performance Contract was developed in accordance with the requirements specified in Welfare Institutions Code section 4629 and the Department of Developmental Services' (DDS) Year 2024-25 Performance Contract Guidelines.

The performance contract was developed through a process which included:

- Providing information, in an understandable form, to the community about regional center services and supports, including budget information and baseline data on services and supports and the regional center operations [WIC 4629 (c)(B)(i)];
- Conducting a public meeting where participants can provide input on performance objectives and using focus groups or surveys to collect information from the community [WIC 4629 (c)(B)(ii)];
- Providing at least ten calendar days advance public notice of the date of the public meeting (guidelines); and,
- Circulating a draft of the performance objectives to the community for input prior to presentation at a regional center board meeting where additional public input will be taken and considered before adoption of the objectives [WIC 4629 (c)(B)(iii)];

Signature of RC Director:

\_\_\_\_\_  
Michi A. Gates, Ph.D. Kern Regional Center Executive Director

Date: \_\_\_\_\_



Intentionally left blank.



## **KRC Performance Measures Contract Year 2024-2025**

**Presented by:** Enrique Roman, Director of Community Services, Celia Pinal Director of Client Services, Tomas Cubias, Assistant Director of Service Access & Equity (Support).

Location: Bakersfield (English Session).

Date: 05/07/2024

Platform: Hybrid-In Person, Online (Zoom).

**Number of attendees** : 17

### **Public Comments/Questions:**

- KRC discussed the Performance Contract Plan for 2024 and the measures being reviewed by DDS to ensure the Regional Centers comply with their contracts.
- The audience members asked about the new Coordinated Career Pathways directive as well as Competitive Integrative Employment (CIE) from our attendees and how their families and clients can get more involved.
- Reminded attendees that if there is more public feedback, submit it to Enrique Roman or Tomas Cubias by May 17, 2024, to add it on as part of KRC's public comment meeting minutes and feedback to DDS.

### **Questions:**

- Does it matter if the IPP or the IEP come first?
- Are we doing anything [for employment of our clients] actively?
- What kind of vendors do we anticipate for the PIP and CIE?
- When are the goals and metrics going to show?
- When we do our measures, are they in lag time?
- Are we asking Service Coordinators to attend IEP?

### **Additional comments from the audience were:**

- KRC to strengthen the relationships with providers to help clients continue living in the family home and all clients served under different service models.
- KRC's transparency on goals, outcomes, data, and results were very well received.

## **KRC Performance Measures Contract Year 2024-2025**

**Presented by:** Enrique Roman, Director of Community Services, Celia Pinal Director of Client Services, Tomas Cubias, Assistant Director of Service Access & Equity (Support).

**Location:** Bakersfield (Spanish Session)

**Date:** 5/8/24

**Platform:** Hybrid-In Person, Online (Zoom).

**Number of attendees** :13

### **Public Comments/Questions:**

1. Does Kern Regional Center get a letter grade on the Performance Measures?  
Answer: The Performance Measures are reviewed by DDS and DDS will determine if measurements were met or not. This is a pass or fail task not a letter grade.
2. What happens to a KRC client once their parents/guardians pass away?
3. Can a professional from the school district assist in the plan of educating on understanding what an IEP is for future workshops?
4. How are KRC's current staff levels, has retention improved?

### **Comments:**

1. KRC received numerous positive comments from the Padres Unidos group and other families that the most recent KRC vendor fair was a successful event.
2. The audience members mentioned that parents face challenges in respite of lack of companies that provide respite and receiving cancellations the day scheduled for lack of caregivers.
3. The audience members mentioned that they were not aware of some of the services offered by Kern Regional Center such as Participant Directed Services where they can choose a trusted Respite provider and Coordinated Family Supports. KRC mentioned they are focusing on training staff thoroughly on these services to help educate the families in addition to the outreach efforts provided by the Service Access & Equity Unit.
4. The audience members mentioned that they were very grateful for the transparency of this information and explanations that were provided for the Performance Measure and they also mentioned that they have a better understanding of KRC's efforts and initiatives to share with all the parents that they know and work with.

Ultimately, the KRC presenters ended the meeting by assuring attendees that KRC staff are working very hard for the information and education of KRC services to be delivered to KRC families and the public.

# Attachment 4

KERN REGIONAL CENTER  
PURCHASE OF SERVICE  
FY 2023-2024  
AS OF MARCH 31, 2024

PURCHASE OF SERVICES	July 2023	August 2023	September 2023	October 2023	November 2023	December 2023	January 2024	February 2024	March 2024	April 2024	May 2024	June 2024	2023-2024 Total
<b>OUT-OF-HOME</b>													
Community Care Facility	5,671,822	5,671,922	5,917,519	6,017,097	6,096,838	5,891,316	5,938,662	5,822,323	5,536,744				52,564,243
ICF/SNF Facility	269,489	278,831	270,302	284,283	278,943	290,175	581,905	569,345	218,629				3,041,902
<b>TOTAL OUT OF HOME</b>	<b>5,941,311</b>	<b>5,950,753</b>	<b>6,187,821</b>	<b>6,301,380</b>	<b>6,375,781</b>	<b>6,181,491</b>	<b>6,520,567</b>	<b>6,391,668</b>	<b>5,755,373</b>	-	-	-	<b>55,606,145</b>
<b>DAY PROGRAMS</b>													
Day Care	36,058	44,108	45,075	47,210	41,890	43,228	43,603	35,118	36,927				373,217
Day Training	3,418,472	3,824,922	3,517,435	4,030,014	3,695,263	3,479,813	3,719,392	3,540,797	3,212,153				32,438,261
Supported Employment	393,647	427,780	397,396	431,470	383,748	402,605	478,593	400,059	397,112				3,712,410
Work Activity Program		9,399	8,780		6,275	6,527	7,682	6,810	6,726				52,199
<b>SUBTOTAL DAY PROGRAMS</b>	<b>3,848,177</b>	<b>4,306,209</b>	<b>3,968,686</b>	<b>4,508,694</b>	<b>4,127,176</b>	<b>3,932,173</b>	<b>4,249,270</b>	<b>3,982,784</b>	<b>3,652,918</b>	-	-	-	<b>36,576,087</b>
<b>OTHER SERVICES</b>													
Non Medical Services Prof	359,333	352,451	310,881	323,146	278,800	267,458	260,873	260,322	249,146				2,662,410
Non Medical Services Prog	1,643,780	1,819,208	1,790,049	1,994,214	1,758,690	1,678,485	1,878,594	1,936,405	1,702,481				16,201,906
Home Care Services Prog	19,689	21,146	21,041	26,121	39,444	32,292	22,325	10,172					192,230
Transportation	454,130	519,633	460,466	514,531	464,036	475,902	520,587	466,165	410,443				4,285,893
Transportation Contracts	866,819	989,802	885,396	962,170	873,783	840,148	597,660	837,863	500,722				7,354,363
Prevention Services	764,097	866,230	774,013	863,503	809,259	753,600	830,495	794,602	273,241				6,729,040
Other Authorized Services	3,757,124	3,948,019	3,974,605	4,085,022	4,050,338	3,889,873	3,931,769	3,855,050	3,417,678				34,909,478
P & I Expense	9,943	9,775	9,943	10,447	9,775	9,700	10,822	10,822	10,570				91,797
Hospital Care													-
Medical Equipment	7,915	5,115	10,526	5,126	2,056	4,894	21,174	9,106	1,834				67,746
Medical Services Prof	221,391	233,326	199,112	229,997	235,391	226,239	198,655	211,853	188,035				1,943,999
Medical Services Prog	37,694	37,725	30,611	39,312	41,630	33,928	38,013	38,882	33,093				330,888
Respite Care - In Home	2,563,919	2,655,053	2,657,468	2,730,693	2,790,458	2,813,226	2,801,829	2,633,013	1,364,697				23,010,356
Respite Care - Out of Home	29,703	22,506	17,340	13,764	27,895	32,077	45,621	20,344	20,182				229,432
													-
													-
<b>TOTAL OTHER SERVICES</b>	<b>10,735,537</b>	<b>11,479,989</b>	<b>11,141,451</b>	<b>11,798,046</b>	<b>11,381,555</b>	<b>11,057,822</b>	<b>11,158,417</b>	<b>11,084,599</b>	<b>8,172,122</b>	-	-	-	<b>98,009,538</b>
<b>TOTAL PURCHASE OF SERVICES</b>	<b>20,525,025</b>	<b>21,736,951</b>	<b>21,297,958</b>	<b>22,608,120</b>	<b>21,884,512</b>	<b>21,171,486</b>	<b>21,928,254</b>	<b>21,459,051</b>	<b>17,580,413</b>	-	-	-	<b>190,191,770</b>
<b>COMMUNITY PLACEMENT PLAN</b>													
Community Care Facility	96,759	96,759	96,759	96,759	96,759	96,759	96,613	96,613	98,699				872,479
ICF/SNF Facility													-
Day Training													-
Non-Medical Services													-
Non-Medical Services-Programs	4,724	5,348	5,170	5,438	8,424	9,805	10,251	8,424	10,639				68,223
Transportation													-
Other Authorized Services													-
Other Services													-
Medical Care - Prof													-
													-
<b>TOTAL COMMUNITY PLACEMENT P</b>	<b>101,483</b>	<b>102,107</b>	<b>101,929</b>	<b>102,197</b>	<b>105,183</b>	<b>106,564</b>	<b>106,864</b>	<b>105,037</b>	<b>109,338</b>	-	-	-	<b>940,702</b>
<b>TOTAL PURCHASE OF SERVICE</b>	<b>20,626,508</b>	<b>21,839,058</b>	<b>21,399,887</b>	<b>22,710,317</b>	<b>21,989,695</b>	<b>21,278,050</b>	<b>22,035,118</b>	<b>21,564,088</b>	<b>17,689,751</b>	-	-	-	<b>191,132,472</b>



# Attachment 5

KERN REGIONAL CENTER  
 OPERATIONS  
 FY 2023/2024  
 AS OF MARCH 31, 2024

	PROPOSED EXPENDITURE \$	YEAR TO DATE BUDGET	07/31/23	08/31/23	09/30/23	10/31/23	11/30/23	12/31/23	01/31/24	02/28/24	03/31/24	04/30/24	05/31/24	06/30/24	TOTAL	(OVER/UNDER)
<b>OPERATIONS</b>																
Salaries & Benefits	27,164,701	20,895,924	1,889,926	2,581,320	1,934,030	1,496,236	1,898,468	1,859,150	1,860,262	2,567,992	2,074,777				18,162,182	2,733,742
Operating Expenses	6,932,500	5,189,375	798,702	195,452	785,069	376,454	481,878	521,215	431,499	554,876	843,980				4,988,844	210,531
SUBTOTAL OPS	34,097,201	26,085,299	2,688,628	2,776,772	2,719,119	1,872,690	2,380,345	2,380,365	2,291,761	3,122,868	2,918,757	-	-	-	23,151,026	2,944,273
<b>COMMUNITY PLACEMENT PLAN</b>																
Salaries & Benefits	1,312,553	1,009,656						50,890	48,337	66,098	39,945				205,271	604,385
Operating Expenses	1,049,203	786,902						75,210	24,119	74,810	(9,813)				164,327	672,575
SUBTOTAL CPP	2,361,756	1,796,558	-	-	-	-	-	126,100	72,457	140,908	30,133	-	-	-	369,598	1,428,960
<b>FOSTER GRANDPARENT PROGRAM</b>																
Salaries & Benefits	95,176	73,212	6,461	8,385	6,974	6,998	7,210	7,053	7,113	9,673	7,091				66,959	6,254
Operating Expenses	182,301	136,726	5,876	8,288	11,706	13,782	11,112	10,748	12,884	10,907	12,843				98,344	38,381
SUBTOTAL FGP	277,477	209,938	12,437	16,673	18,680	20,780	18,322	17,801	19,997	20,580	20,033	-	-	-	165,303	44,635
<b>SENIOR COMPANION PROGRAM</b>																
Salaries & Benefits	71,800	55,231	4,308	6,890	5,261	5,281	5,439	5,322	5,368	7,297	5,349				50,515	4,715
Operating Expenses	138,787	104,098	4,049	3,304	6,389	7,730	7,658	6,060	4,831	4,265	7,470				51,754	52,343
SUBTOTAL SCP	210,587	159,329	8,357	10,194	11,650	13,011	13,097	11,382	10,199	11,562	12,819	-	-	-	102,270	57,059
<b>TOTAL OPERATIONS</b>	<b>36,947,031</b>	<b>28,281,124</b>	<b>2,709,421</b>	<b>2,803,640</b>	<b>2,749,450</b>	<b>1,906,480</b>	<b>2,411,765</b>	<b>2,535,648</b>	<b>2,394,435</b>	<b>3,295,618</b>	<b>2,981,742</b>	<b>-</b>	<b>-</b>	<b>-</b>	<b>23,788,197</b>	<b>4,472,927</b>